

St. Xavier's International School

Holidays Homework (2023-24)

Class-I

☺ Summer is here, it is the best time 🕒 of the year.

SUBJECT - ENGLISH

👉 **READING** 📖 :- Enhance your reading ability by reading one page daily. Find out the difficult words from these lessons 1,2,3 and arrange these words in an alphabetical order then make sentences on them.

👉 **WRITING** ✍ :- Write one page 📄 writing daily to improve your writing skills.

👉 **MAKING WORDS ACTIVITY**:- Make as many new words as you can.

Example:- SUMMER VACATION 👉 sum, sun, van, can, cat, mat, man.

👉 Do page – 4,6,7,8,11,12,14,15,19,21,22,23,24,53,54,56,70 in worksheet book

Write date on every page while doing it.

Maths-Make your own table book 2 to 5 .Give it the shape of any cartoon character.

Hindi- Read one page daily of book.

ਪੰਜਾਬੀ - ਓ ਤੋਂ ਣ ਤੱਕ ਦੀਆ ਪੰਜ ਤਸਵੀਰਾਂ ਬਣਾਓ ਜਾਂ ਚਿਪਕਾਉ।

ਓ ਤੋਂ ਣ ਤੱਕ ਆਪਣੀ ਪੰਜਾਬੀ ਦੀ ਕਾਪੀ ਵਿੱਚ 10 ਵਾਰ ਸੁੰਦਰ ਲਿਖਾਈ ਵਿੱਚ ਲਿਖੋ।

ART- Do Page no-17,27,29,33,43,47 in Journey of art book

G.K- Do page-13,14,21,23,37 in book.

Music- Learn prayers from diary.

Creative activity -Make a nest for birds.

Subject – E.V.S

🌱 Grow a plant in a pot on the first day of Summer break give proper care upto the last day of Summer break and click the picture of a growing plant submit it to your E.V.S teacher.

📦 Make any pencil holder with any waste material available at home

📖 Read one page daily of your E.V.S book.

✍ Write any one word in your E v.s n.b from book and learn it

Think Fast Game

When the game starts you will have 5 minutes to list an item for each letter of the alphabet. The item has to be something that you can eat, something edible.



A. _____
B. _____
C. _____
D. _____
E. _____
F. _____
G. _____
H. _____
I. _____
J. _____
K. _____
L. _____
M. _____



N. _____
O. _____
P. _____
Q. _____
R. _____
S. _____
T. _____
U. _____
V. _____
W. _____
X. _____
Y. _____
Z. _____





How to Plant Seeds



Directions: Using the words in the box, fill in the blanks below.

sun water pot soil
seeds hole finger plant

Place some _____  into a _____ .


Make a _____  with your _____ .

Drop some _____  into the _____ .

Cover the _____  with _____ .

Pour _____  into the _____ .


Give your _____  lots of _____ .

Wait for your new _____  to grow!

मामाजी का घर

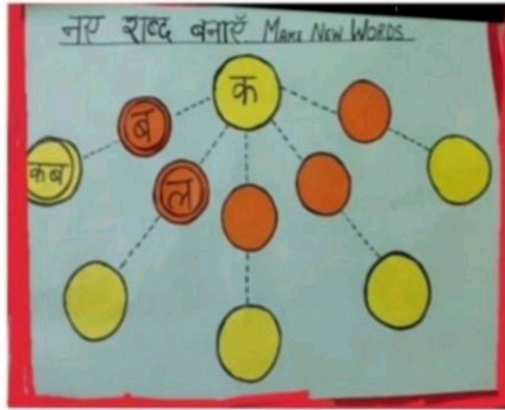
मैं यहाँ हूँ और वहाँ मामाजी का घर है। मुझे मामाजी के घर जाना है। लेकिन वहाँ पहुँचने के लिए यहाँ लिखी सब संख्याओं को छूते हुए जाना है। शर्त यह है कि अगर मैं इन अंकों को रेखाओं से जोड़ूँ तो रेखाएँ एक दूसरे को न छुएँ और न ही काटें। क्या मामाजी के घर पहुँचने में आप मेरी मदद करेंगे। आप चाहें तो ये दो घर और अंक ज़मीन या ब्लैकबोर्ड पर बना सकते हैं और अब शुरू हो जाएँ। इस खेल को आप बड़े अंकों के साथ भी खेल सकते हैं।

7



8

मौखिक गतिविधि=किसी वस्तु या चित्र को दिखाकर कुछ पंक्तियाँ सुनाइए ।



गतिविधि



अपनी पुस्तिका में वचन 🖐️ (कोई दस) लिखकर चित्र बनाएँ यां चिपकाएँ।

नोट=पुस्तिका में किया गया कार्य याद कीजिए।

Exercise Your Brain

Read the clue and fill in the missing letters to know the word.



1. A bug with eight legs

__ p __ __ r

2. Girl with a little lamb

__ __ __ y



3. A sport

__ c _ e _

4. Underwater boat

S _ _ _ a _ _ _ _



5. Round map of the world

__ _ _ b _



6. Brand of chocolate

__ s _ _ e



7. The capital of India

__ w D _ _ _ i

8. A healthy food

P _ _ _ i _ _ _



9. A yellow flower

__ r _ _ _ l _

10. A tool to measure temperature

T _ _ _ m _ _ e _ _ r





Find six natural things in the wordsearch given below :




A	T	Q	F	R	U	I	T	S	L	T	H
M	R	U	L	Z	V	A	O	N	E	I	K
F	E	P	O	V	U	T	S	H	X	N	V
A	E	T	W	A	T	E	R	O	N	M	L
D	A	V	E	G	E	T	A	B	L	E	S
B	C	D	R	A	I	N	G	E	H	I	Y





From the following pictures circle the 'natural things' in green colour and 'man-made' things in red colour.










COMPUTER – A MACHINE

Stick the pictures of the following : *(search pictures from old magazines and newspapers)*.

Two manual machines :






Four electronic machines :






Match the manual activity with the machine that can do the same work faster. (One has been done for you.)

Manual Activities




Answers

A - 4



Machines

(1)



(2)



(3)



(4)



(5)





COMPUTER – A MACHINE

Tick the correct one and cross the wrong one :

(1) Computer works on its own.

(2) Computer helps us to do work faster and quicker.

(3) Machines are manmade things.

(4) Computer can be used to wash your clothes.

(5) Machine makes man's work difficult.

Answer the following questions :

(1) Name the machines which work on electricity.

(a) _____

(b) _____

(2) Write any two uses of a computer.

(a) _____

(b) _____

(3) Identify and write name of machines that are used at your home.

(a) _____

(b) _____


(c) _____

(d) _____



COMPUTER – A MACHINE

Colour the picture given below :




Fill in the blanks:

- (1) A computer is a M ____ C ____ I ____ E.
- (2) A computer is made by M ____ .
- (3) A computer works on E ____ E ____ TR ____ C ____ T ____.
- (4) A computer helps us to do our work F ____ S ____ E ____.
- (5) A computer saves our T ____ M ____ and E ____ E ____ G ____.



PARTS OF A COMPUTER

Collect pictures of different parts of a computer and paste it to make a new computer. Don't forget to label them :



A large rectangular area with a double-line border, intended for pasting and labeling computer parts. The area is currently blank.



PARTS OF A COMPUTER

Find words given in the Help Box in the wordsearch given below :

K	E	P	R	I	N	T	E	R	W	H
E	O	F	E	U	P	N	V	C	P	U
Y	V	S	P	E	A	K	E	R	I	V
B	R	T	Y	V	J	I	O	P	N	D
O	M	O	N	I	T	O	R	H	J	U
A	O	Y	U	S	E	V	D	U	G	Y
R	Y	C	O	M	P	U	T	E	R	P
D	I	O	T	R	D	B	N	H	Y	E
T	D	K	P	O	I	N	T	E	R	P
P	O	I	G	H	J	K	O	R	E	R
C	R	Y	U	I	M	O	U	S	E	Z

Help

Box

Keyboard

Monitor

Computer

Mouse

Printer

Speaker

VDU

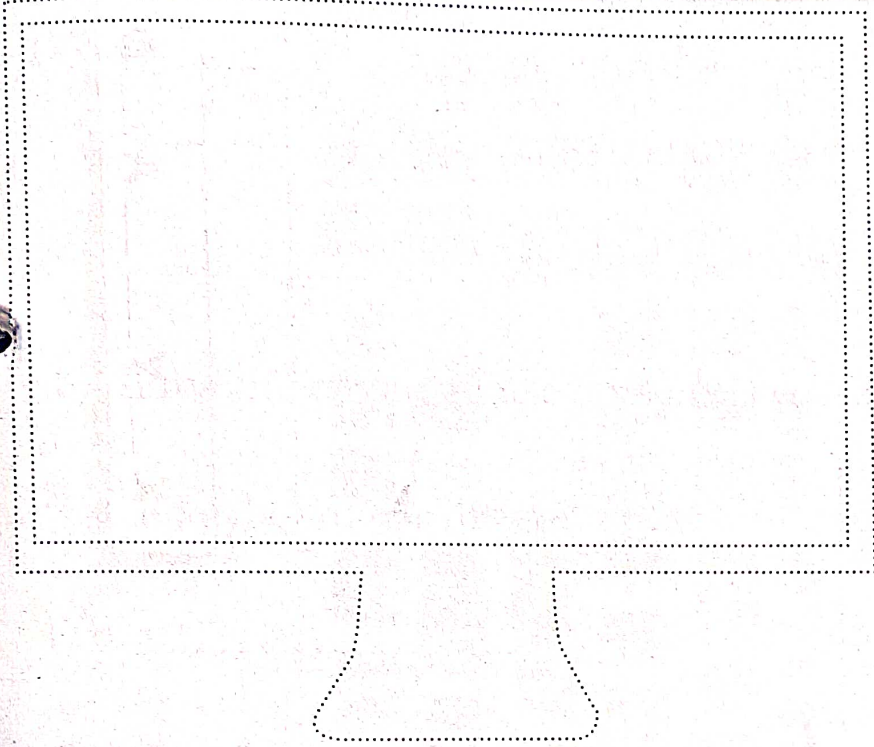
CPU

Pointer

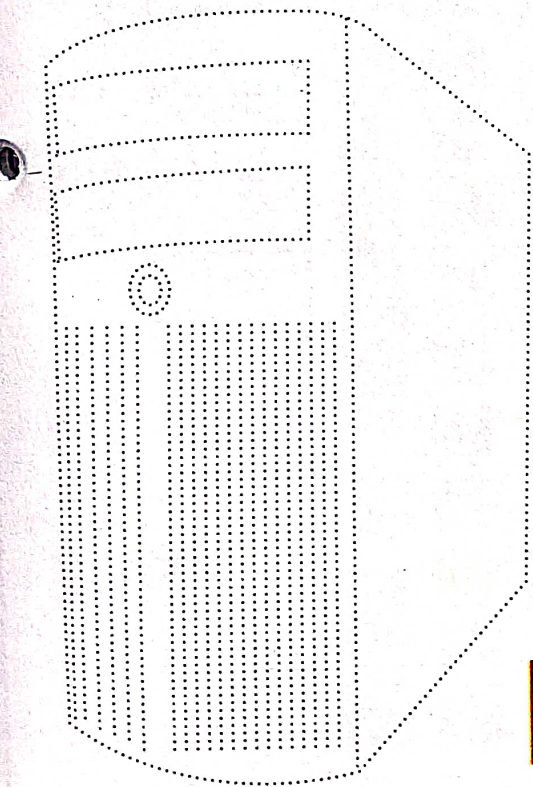


PARTS OF A COMPUTER


Complete the picture by joining the dots and write the name of each picture given below :



M _ _ I _ O _



_ P _



M _ U _ _