



**Activity:**



Children you know we can use a computer for painting beautiful pictures. Draw the following figures / scenes using Paint, Tux Paint or any drawing-painting software.

You can follow some simple steps to draw a flower or any other figure. Giving one for example:-



Now try any five out of these:-





You can use <http://www.tuxpaint.org/download/> link to download Tux Paint.

Children if you are not able to draw these shapes/ flowers/ scene, you can draw any five drawings of your choice.

1. Mark (✓) under (☺) for right behaviour and (X) under (☹) for wrong behaviour in a computer room.

- |  | ☺                        | ☹                        |
|--|--------------------------|--------------------------|
| (a) Maintain silence in the computer room.                         | <input type="checkbox"/> | <input type="checkbox"/> |
| (b) Keep the volume of the speakers too high in the computer room. | <input type="checkbox"/> | <input type="checkbox"/> |
| (c) Touch the computer with clean hands only.                      | <input type="checkbox"/> | <input type="checkbox"/> |
| (d) Press keys on the keyboard very hard.                          | <input type="checkbox"/> | <input type="checkbox"/> |
| (e) Remove your shoes before entering a computer room.             | <input type="checkbox"/> | <input type="checkbox"/> |
| (f) Eat and drink in the computer room.                            | <input type="checkbox"/> | <input type="checkbox"/> |
| (g) Touch the electric cables of a computer.                       | <input type="checkbox"/> | <input type="checkbox"/> |



**2. Tick (✓) the correct option:**

(a) Steps to start a computer:

(i) Power On → Screen with Windows button → CPU On → Monitor On → UPS On.

(ii) Power On → Screen with Windows button → UPS On → Monitor On → CPU On.

(iii) Power On → UPS On → CPU On → Monitor On → Screen with Windows button.

(iv) Power On → UPS On → Monitor On → Screen with Windows button.

(b) Before entering a computer room, we should

(i) remove our shoes.

(ii) remove our school belt.

(iii) remove our wrist watch.

(iv) remove our spectacles.

(c) We should always touch the computer in the computer room with

(i) dirty hands only.

(ii) clean hands only.

(iii) wet hands only.

(iv) dirty and wet hands.

(d) When working in a group, we should

(i) crowd near a computer.

(ii) share the computer by turn.

(iii) sit on a computer.

(iv) press the keys on the keyboard very hard.



(e) We should follow these guidelines while working on a computer:

(i) Top of the monitor at eye level.

(ii) Monitor should be at a comfortable reading distance.

(iii) Fully adjustable chair with lower back support.

(iv) All of the above.

**3. Match the following:**

- |              |   |
|--------------|---|
| (a) Eyes     | (i) Fully adjustable                            |
| (b) Monitor  | (ii) Keep your head straight                    |
| (c) Keyboard | (iii) Top of the monitor should be at eye level |
| (d) Feet     | (iv) At comfortable reading distance            |
| (e) Chair    | (v) At elbow height                             |
| (f) Head     | (vi) Flat on the floor                          |

**4. Colour the boxes with the right behaviour to help Berry reach her computer room.**

Maintain silence in the room.	Sit on the keyboard.	Pull the wires.	Keep the mouse on your lap.	Play with the CD.
Use a mouse pad.	Remove your shoes.	Eat chocolate while working on a computer.	Have cold drink in computer room.	Sleep in front of a computer.
Print unwanted papers.	Touch the computer with clean hands.	Press the keys very hard.	Try to break the keys.	Eat chips in the computer room.
Eat your lunch in the computer room.	Press the keys softly.	Sit straight.	Keep proper distance between eyes and the screen.	Keep wearing your shoes.
Do not listen to your teacher.	Do not share computer with classmates.	Touch the wires.	Do not touch the wires.	Do not eat in the computer room.

**Computer Room**